

WOMEN DIRECTORS
IN
LOS ANGELES AREA COMPANIES

REPORT
November 2006

PRODUCED BY THE



ABOUT NAWBO – LA & THE ENTERPRISE INSTITUTE

- NAWBO-LA is one of the largest and fastest growing chapters of the National Association of Women Business Owners.
- Founded in 2001, the Enterprise Institute of NAWBO-LA is a foundation dedicated to accelerating initiatives and research that promote the entrepreneurship of women worldwide.
- We accomplish this by building strategic alliances and partnerships that:
 - Embrace entrepreneurial excellence
 - Create access and opportunities
 - Share and disseminate knowledge and information
- NAWBO-LA and its Enterprise Institute strive to empower and enable women entrepreneurs into economic, political, and social spheres of leadership.
- NAWBO-LA represents over 335,000 women owned businesses in Los Angeles and Long Beach; employing over 700,000 people, and generating more than \$113 billion in annual revenues. NAWBO-LA members have become an increasingly active participant in the economic and political landscape of Southern California.
- One of our key initiatives is to increase the number of women serving on corporate boards by recognizing and connecting accomplished women and further expanding their influence within their respective business communities.

INTRODUCTION

- The business case is still clear. A recent study¹ by Catalyst of 353 “Fortune 500” companies has demonstrated a convincing link between advancing women to top leadership positions and financial performance. The more women in high positions, the more profitable the company. Research indicates that having a diverse group of leaders brings valuable breadth of perspective to decision making. Researchers are also making links between diversity and good governance. It’s time for CEOs to focus on creating material and sustained progress on recruiting and promoting more women into leadership roles.
- Despite these findings, Catalyst’s tenth anniversary census of corporate officers and top earners in Fortune 500 found that women are still vastly unrepresented in senior leadership positions in U.S. businesses. For women leadership participation, there is only an estimated growth trend of 0.82 percentage points per year – this is extremely static for a time when women have such intellectual potential.
- For the second year, the Enterprise Institute has conducted a study to assess the presence of women on boards of directors of public companies in the Los Angeles area.
- Using the Los Angeles Business Journal’s list of the top 200 publicly held companies in Los Angeles, as well as Fortune 1000 companies in Los Angeles, Orange and Riverside counties, we developed a sample of the Fortune 1000 and top 200 publicly held companies in the Los Angeles area. This report analyzes the number of women directors.
- The results indicate that women continue to cover only a small presence on boards of Los Angeles public companies, far out of proportion of their numbers and the influence they have on purchase decisions.

¹ Catalyst (2005), “2005 Catalyst Census of Women Corporate Officers and Top Earners of the *Fortune* 500.” Catalyst is the premier nonprofit research and advisory organization working to advance women in business. They have been the leading source of information on women in business for the past four decades. www.catalystwomen.org

KEY FINDINGS

Southern California:

- Women make up only 7.86% of the board seats in the surveyed companies. An increase of only .09 % vs. the 2005 Enterprise Institute study.
- The 213 companies representing the largest publicly held businesses in Los Angeles have as many as 24 directors and as few as 3. However, nearly 57.75% have no women directors irrespective of their size. A 1.75 % increase from 2005.
 - 122 companies (57.3%) have no women directors, up 1.6% vs. last year.
 - 61 companies (28.6%) have only one woman director, down 2.0% vs. last year.
 - Only 30 companies (14.1%) have two or more women directors -- up only from 29 companies last year.
- Women directors make up less than 20% of boards in 189 companies in the Los Angeles area, down by 10 companies last year. However, women directors make up 20% or more in 24 companies – an increase of 4 companies vs. last year.
- Within the 213 companies reviewed, data shows that there is a correlation between increased number of women on a board and increased company size.
 - Companies with revenue greater than \$1 billion have 10.45% of board seats being held by women. A minor increase of .2% from last year.
 - Companies with revenue of \$100 million to \$1 billion have 7.39% of board seats being held by women. Down 1.5% from 2005.
 - Companies with revenue below \$100 million have only 6.48% of board seats being held by women. A slight increase from 5.43% in 2005.

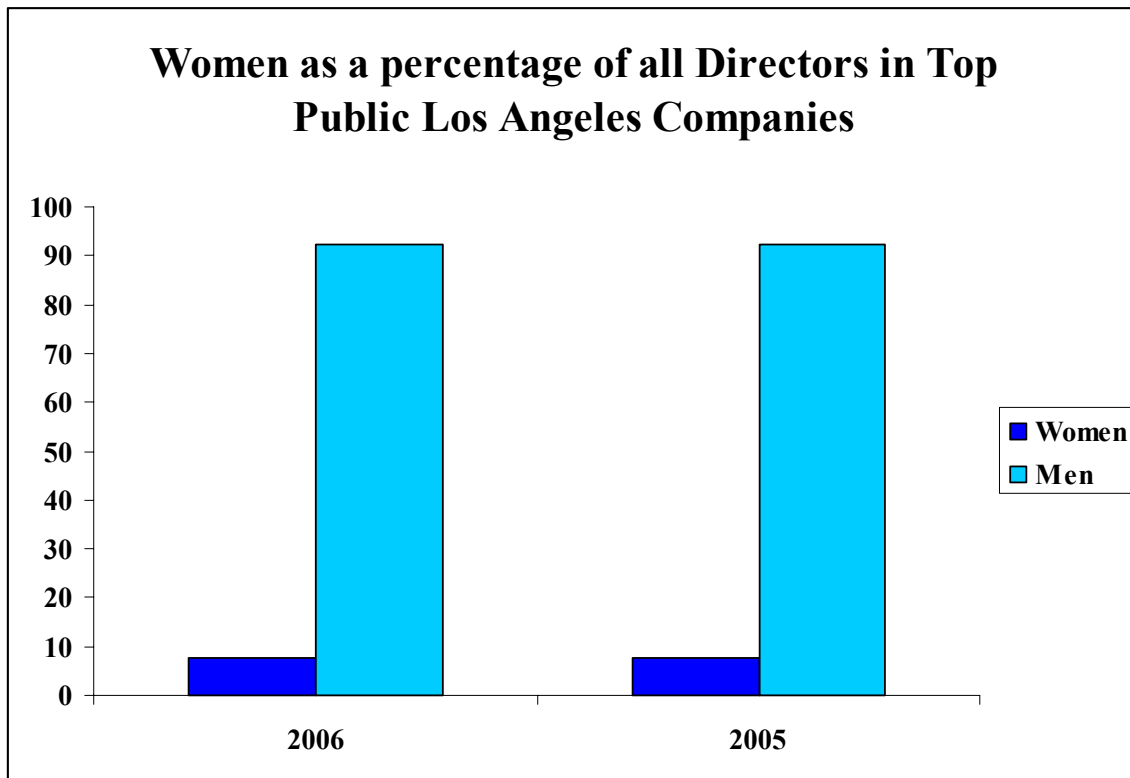
National and Regional Analysis:

- Among Fortune 500 companies across the US, women occupy only 16.4% of corporate officer positions (defined as board-elected or board approved positions) in 2005. An increase of 0.7pp from 2002 (2005 Catalyst Study).
- California is marginally ahead of other cities and states in which similar studies have been conducted in percentage of women on boards.

- Chicago leads all cities with 14% of board seats being held by women, followed by California at 11.4%, Wisconsin at 11% and Philadelphia at 10.7%.
- Southern California at 7.9% is far behind the state of California (11.4%).
- All regions have experienced moderate growth with the exception of Georgia (-0.2pp change vs. last year).

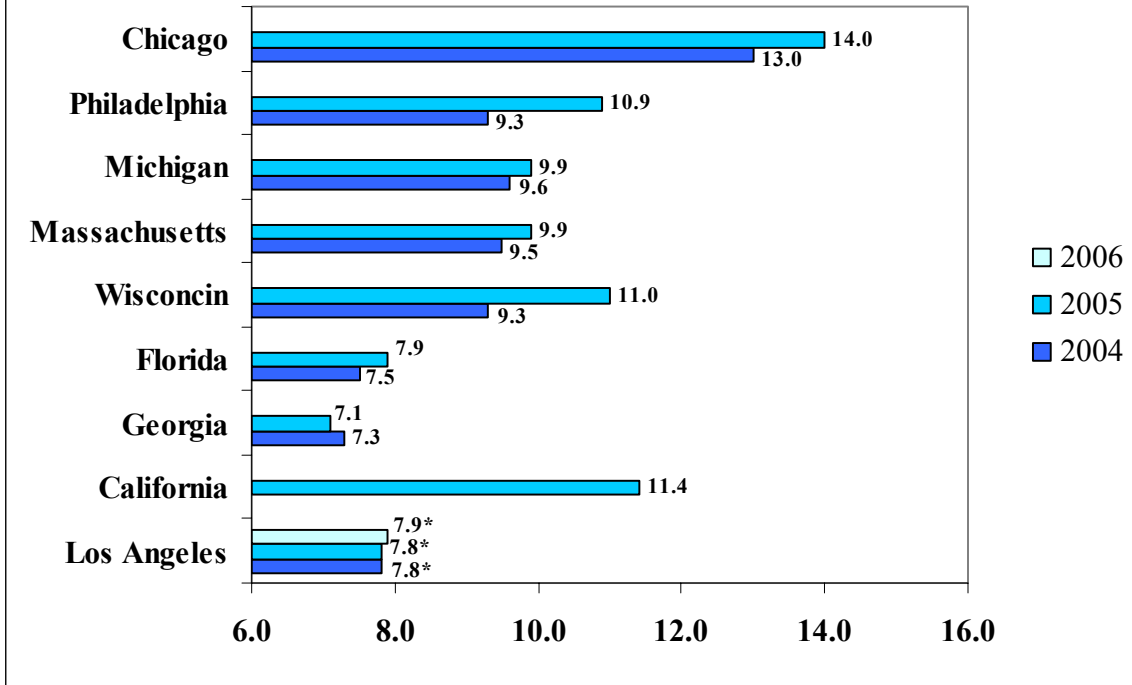
Company Size:

- Commensurate with the Catalyst data, companies with higher revenues have a higher average percentage of women on their boards.
- Women hold a larger average percentage of board seats 11.86% in Fortune 1000 companies than they do in other companies.
- According to Catalyst companies with the highest percentages of women corporate officers experienced, on average, a 35.1% higher return on equity and 34.0% higher total return to shareholders than those with the lowest percentages of women corporate officers.



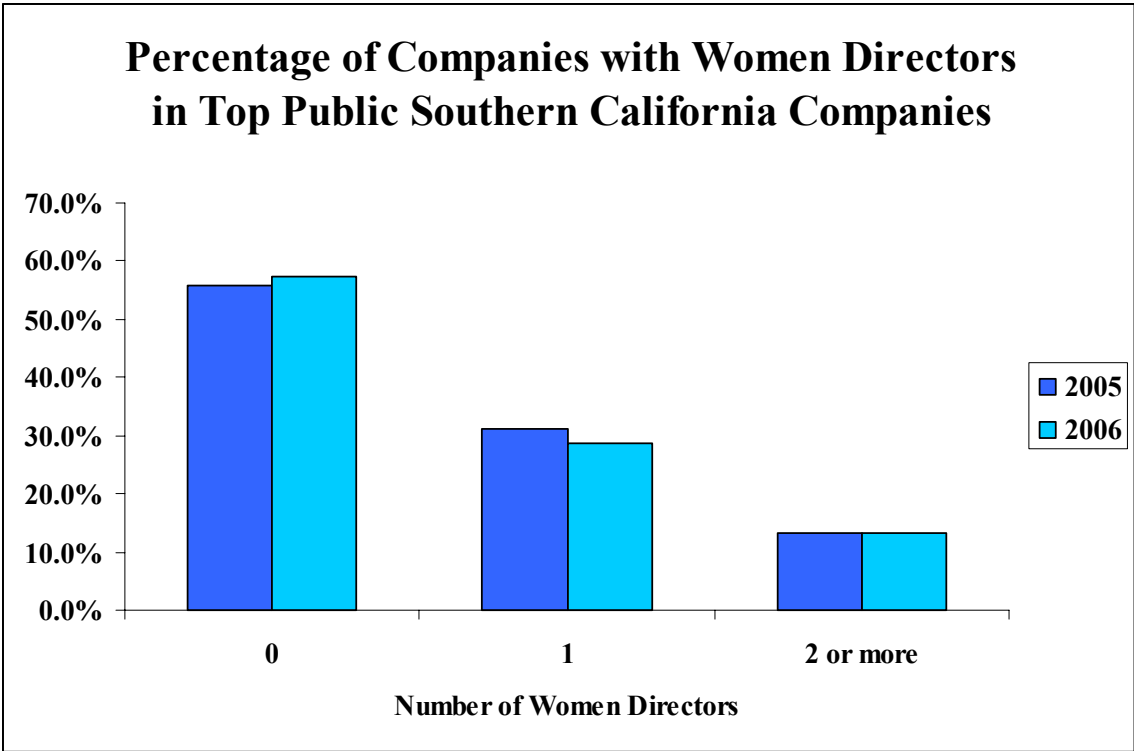
Source: 2006 Enterprise Institute Study

Percentage of Board Seats Held by Women in Other Cities & States

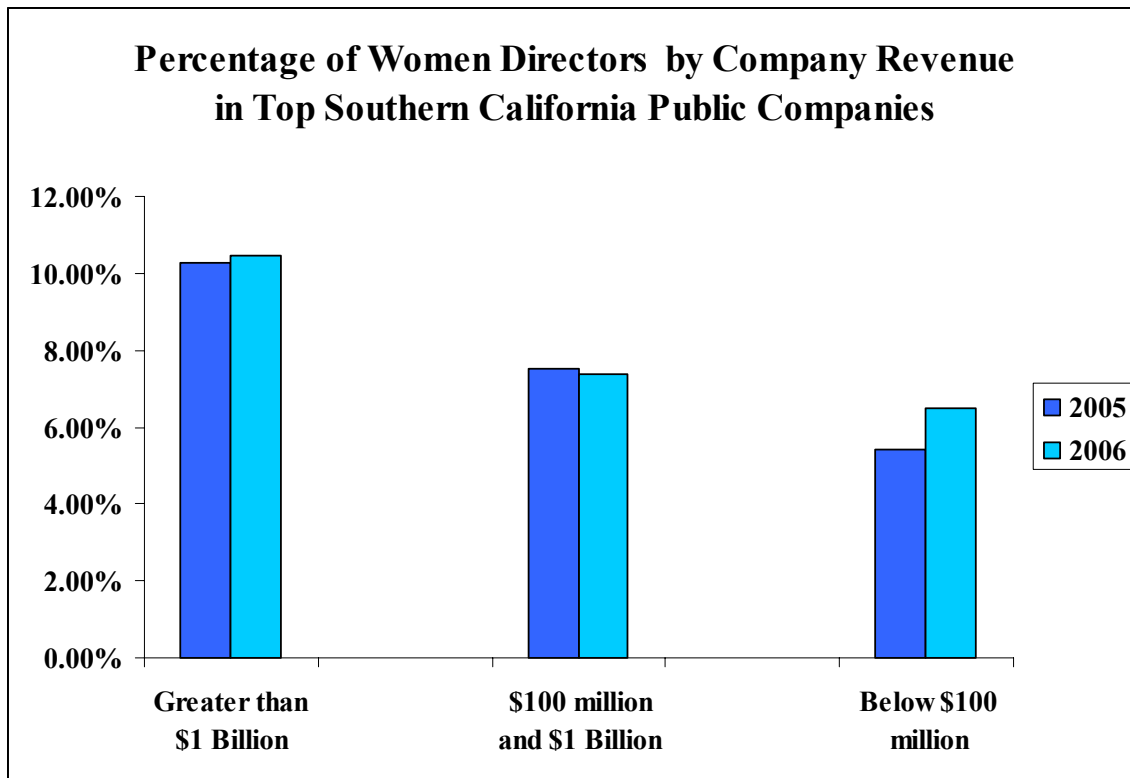


Source: UC Davis Study of California Women Business Leaders, February 2006.

* Source: Enterprise Institute, Women on Boards Study, November 2006.



Source: 2006 Enterprise Institute Study



Source: 2006 Enterprise Institute Study

Women Directors in Fortune 1000 Companies in Southern California

Number of Fortune 1000 Companies	Average Board Size	Number of Women Directors	Percentage of Women Directors
2005: 18	2005: 9.67	2005: 21	2005: 8.28%
2006: 38	2006: 9.89	2006: 38	2006: 10.11%

Source: 2006 Enterprise Institute Study

NAWBO-LA Board of Directors

Bonnie Nijst
President
Zeesman Communications, Inc.

Audrey M. Keller
Past President/Chair
Dolphin Data Corp.

Laura Yamanaka
President-Elect
teamCFO, Inc.

Marguerite Rangel
Secretary
Rangel/Schaffer of Pacific Advisors,
Inc.

Madelyn Alfano
Treasurer
Maria's Italian Kitchen

Bonique Edwards
Vice President, Membership
Kaleidoscope Consulting Group

Susan McCabe
Vice President, Public Policy
McCabe & Company

Tracy Beavers
Director
Cooper Beavers, Inc.

Sharon Johnson
Director
Creative Cuisine Concepts

Mary McCormick
Director
MBI Media

Jane Skeeter
Director
UltraGlas, Inc.

Helen Han
Executive Director
NAWBO-LA

Combined LABJ 2005 & Fortune 1000 So Cal Lists

LABJ Market Capitalization & Fortune 1000 So Cal (2006)	LABJ Market Capitalization & Fortune 1000 So Cal (2005)	Company (Ranking in 2005)	Female Directors 2006	Male Directors 2006	Total Directors 2006	Percentage of women on board 2006	Revenues (in millions) 2006	Revenue difference between 2005 - 2006
	Fortune 1000 -- 395	Pacific Life	4	12	16	25%	4,840.40	(89.60)
	Fortune 1000 -- 172	PacifiCare Health Systems	3	7	10	30%	1,242.00	(11,034.80)
	57	PS Business Parks (55)	0	8	8	0%	220.30	1.20
	170	Small World Kids Inc.	2	4	6	33%		(29.50)
	61	Hot Topic Inc. (50)	3	4	7	43%	725.10	68.60
	27	DreamWorks Animation SKG Inc.	2	8	10	20%	462.30	(615.90)
	28	Cheesecake Factory Inc. (27)	0	5	5	0%	1,177.60	208.40
	Fortune 1000 -- 309	First American Corp.	2	12	14	14%	8,061.80	1,339.50
Fortune 500, rank 63	2	Walt Disney Co. (2)	2	11	13	15%	31,944.00	1,192.00
Fortune 500, 72	Fortune 1000 -- 76	Ingram Micro	2	10	12	17%	28,808.30	3,346.20
Fortune 500, rank 386	23	Jacobs Engineering Group Inc. (25)	2	8	10	20%	5,635.00	1,040.80
Fortune 500, rank 444	21	Ryland Group Inc. (30)	2	9	11	18%	4,817.60	865.80

	45	21st Century Insurance Group (42)	2	9	11	18%	1,419.10	35.80
	124	First Consulting Group Inc. (110)	2	9	10	20%	293.10	5.80
	7	Unocal Corp. (9)	1	11	13	8%		(8,003.00)
Fortune 1000, rank 700	Fortune 1000 -- 661	Beckman Coulter	2	9	11	18%	2,443.80	35.50
	62	IHOP Corp. (58)	2	7	9	22%	348.00	(11.00)
	107	Southwest Water Co. (102)	1	7	8	13%	203.20	15.20
	16	DaVita Inc. (17)	1	8	9	11%	3,072.40	773.80
	49	Molina Healthcare Inc. (48)	2	7	9	22%		(1,166.90)
	88	Center Financial Corp. (96)	1	7	8	13%	113.40	34.00
	35	East-West Bancorp Inc. (36)	2	7	9	22%	441.00	157.10
	169	Mission Valley Bank	2	6	8	25%		(6.20)
	72	Big 5 Sporting Goods Corp. (70)	2	4	6	33%	814.00	35.10
	46	Maguire Properties Inc. (47)	2	4	6	33%	487.20	163.20
	30	Wesco Financial Corp. (24)	2	2	4	50%	888.30	382.40
	68	Guess Inc. (64)	3	5	8	38%	936.10	206.80
	129	Saehan Bancorp	1	15	16	6%	20.20	1.30

Fortune 1000, rank 634	Fortune 1000 -- 58	Unified Western Grocers	1	14	15	7%	2,866.90	(173.10)
Fortune 500, rank 122	4	Countrywide Financial Corp. (4)	1	11	12	8%	18,536.90	9,322.10
Fortune 500, rank 168	1	Amgen Inc. (1)	1	10	11	9%	12,430.00	1,880.00
Fortune 500, rank 393	15	Avery Dennison Corp. (14)	1	9	10	10%	5,496.30	155.40
	18	Macerich Co. (20)	1	8	9	11%	767.40	239.30
	37	Cathay General Bancorp (34)	1	10	11	9%	373.10	81.90
Fortune 500, rank 133	3	Occidental Petroleum Corp. (6)	1	11	12	8%	16,286.00	4,918.00
Fortune 1000, rank 734	Fortune 1000 -- 744	Allergan	0	12	12	0%	2,319.20	273.60
	40	Herbalife Ltd.	2	9	11	18%	1,566.80	257.10
	69	Korn/Ferry International (60)	1	10	11	9%	551.80	75.40
	64	Hanmi Financial Corp. (79)	1	9	10	10%	231.30	69.50
Fortune 500, rank 191	17	Health Net Inc. (18)	1	8	9	11%	11,940.50	294.10
Fortune 500, rank 26	14	KB Home (23)	2	9	11	18%	9,441.70	2,421.90
Fortune 500, rank 365	Fortune 1000 -- 369	Dole Food	1	9	10	10%	5,870.60	554.40
Fortune 500, rank 464	9	Hilton Hotels Corp. (13)	3	8	11	27%	4,437.00	754.00
Fortune 100, rank 662	Fortune 1000 -- 626	Fleetwood Enterprises	1	10	11	9%	2,623.50	15.50

	20	City National Corp. (16)	1	9	10	10%	926.70	138.10
	162	Global E-Point Inc. (129)	1	6	7	14%	32.80	11.70
	154	1st Century Bank N.A.	1	11	12	8%	24.80	23.40
Fortune 500, 416	13	Mattel Inc. (12)	2	10	12	17%	5,179.00	76.20
Fortune 1000, rank 630	25	CB Richard Ellis Group Inc. (38)	1	10	11	9%	2,910.60	545.50
Fortune 1000, rank 701	Fortune 1000 -- 841	New Century Financial	1	9	10	10%	2,443.10	710.50
	19	Health Care Property Investors Inc.	1	9	10	10%	477.30	88.70
	140	Innovo Group Inc. (154)	0	7	7	0%	108.60	3.90
Fortune 500, rank 67	6	Northrop Grumman Corp. (5)	1	10	11	9%	30,721.00	868.00
Fortune 1000, rank 525	Fortune 1000 -- 562	Western Digital	1	8	9	11%	3,638.80	592.10
Fortune 1000, rank 559	48	Reliance Steel & Aluminum Co. (39)	1	6	7	14%	3,370.70	427.70
Fortune 1000, rank 618	26	Mercury General Corp. (22)	0	9	9	0%	2,991.90	323.70
	44	Zenith National Insurance Corp. (52)	1	8	9	11%	944.40	(100.50)
	53	Teledyne Technologies Inc. (66)	0	9	9	0%	1,206.50	189.90

	38	Gemstar-TV Guide International Inc. (28)	1	8	9	11%		(732.30)
	56	FirstFed Financial Corp. (63)	2	8	10	20%	15.60	(268.40)
	104	First Regional Bancorp. (114)	1	8	9	11%	112.60	51.80
	151	National Mercantile Bancorp (155)	1	8	9	11%	27.40	6.40
	92	WPT Enterprises Inc.	2	4	6	33%	18.10	0.50
	97	MannKind Corp.	1	8	9	11%		#VALUE!
	22	Activision Inc. (26)	1	7	8	13%	1,468.00	62.10
	58	Entravision Communications (65)	0	7	7	0%	281.00	21.90
	95	3D Systems Corp. (107)	1	7	8	13%		(125.40)
	121	Reading International Inc. (104)	1	7	8	13%	101.10	(1.90)
	136	Alliance Bancshares California	1	7	8	13%	40.70	17.88
	180	Broadway Financial Corp. (166)	1	7	8	13%	17.30	1.90
Fortune 1000, rank 508	Fortune 1000 -- 495	Gateway	1	6	7	14%	3,854.10	204.40
	Fortune 1000 -- 935	Apria Healthcare Group	2	6	8	25%	1,474.10	22.70
	70	United Online Inc. (45)	1	5	6	17%		(448.60)

	31	Arden Realty Inc. (29)	1	6	7	14%		(397.40)
	115	Worldwide Restaurant Concept (115)	1	6	7	14%		(347.20)
	66	PFF Bancorp. Inc. (69)	1	7	8	13%	283.30	45.90
	111	Specialty Laboratories Inc. (103)	1	6	7	14%		(134.80)
	139	Kennedy-Wilson Inc. (135)	1	8	9	11%	27.10	(14.90)
	164	North American Scientific Inc. (122)	1	8	9	11%	32.20	7.50
	160	Chad Therapeutics Inc. (141)	1	5	6	17%	22.40	(1.90)
	125	On Assignment Inc. (106)	1	5	6	17%	237.90	44.30
	172	Prospect Medical Holdings Inc.	1	5	6	17%	133.50	4.00
	80	LTC Properties Inc. (89)	1	5	6	17%	73.00	26.40
	102	True Religion Apparel Inc.	1	5	6	17%	102.60	74.90
	152	Intergroup Corp. (153)	1	5	6	17%	13.00	(0.80)
	183	Adstar Inc. (156)	1	5	6	17%	5.20	0.30
	36	Fremont General Corp. (37)	0	7	7	0%	1,274.80	107.00

	91	Farmer Bros. Co. (77)	1	6	7	14%	207.40	13.80
	94	SeeBeyond Technology Corp. (86)	1	4	5	20%	37.50	(126.30)
	188	Hemacare Corp. (183)	3	5	8	38%	31.20	4.40
	173	En Pointe Technologies Inc. (177)	1	3	4	25%	328.30	49.10
	79	American States Water Co. (83)	1	5	6	17%	236.20	8.20
	195	Flamemaster Corp. (182)	1	2	3	33%	5.00	0.00
	130	SCPIE Holdings Inc. (120)	1	11	12	8%	151.50	(5.80)
	156	National Systems (142)	0	12	12	0%	111.50	4.50
Fortune 500, rank 194	8	Edison International (11)	0	12	12	0%	11,852.00	1,653.00
	89	Smart & Final Inc. (82)	0	8	8	0%	2,002.90	47.30
	119	Ducommun Inc. (100)	0	11	11	0%	249.70	24.80
	59	Pacific Energy Partners (59)	0	10	10	0%	226.10	44.70
	86	Wilshire State Bank (85)	1	10	11	9%	117.80	37.00
Fortune 500, rank 141	11	Computer Sciences Corp. (10)	0	7	7	0%	15,849.10	1,790.50
Fortune 500, rank 168	5	DirecTV Group Inc. (3)	1	10	11	9%	13,164.50	1,804.50

Fortune 1000, rank 821	10	Univision Communications Inc. (8)	0	10	10	0%	1,952.50	165.50
	12	Public Storage Inc. (15)	0	10	10	0%	1,061.00	143.20
	108	MRV Communications Inc. (91)	0	7	7	0%	283.70	12.00
	116	Panavision Inc. (134)	0	10	10	0%	233.30	25.80
Fortune 500, rank 493	Fortune 1000 -- 519	Standard Pacific	0	9	9	0%	4,011.40	656.90
Fortune 1000, rank 850	Fortune 1000 -- 809	William Lyon Homes	0	9	9	0%	1,856.40	34.60
	84	Earle M. Jorgensen Co.	0	5	5	0%	919.90	(689.00)
	29	IndyMac Bancorp Inc. (32)	0	9	9	0%	1,765.30	590.20
	98	Ameron International Corp. (92)	0	9	9	0%	407.60	(198.30)
	132	Virco Manufacturing Corp. (118)	0	9	9	0%	214.40	14.50
	135	Tarrant Apparel Group (140)	0	9	9	0%	214.60	59.10
	149	Overhill Farms Inc.	0	9	9	0%	162.60	28.60
	134	Reinhold Industries (133)	0	99	9	0%	32.60	(25.10)
	174	Grill Concepts Inc. (173)	0	9	9	0%	70.70	19.50

	184	Advanced Biotherapy Inc. (174)	0	9	9	0%		#VALUE!
	71	Superior Industries Int'l (54)	0	9	9	0%	844.90	(56.90)
	42	Diagnostic Products Corp. (40)	0	8	9	0%	481.10	37.90
	127	Sport Chalet Inc. (121)	0	8	9	0%	343.20	34.10
	47	Semtech Corp. (33)	0	7	7	0%	239.40	(14.20)
	96	Homestore Inc. (75)	0	8	8	0%	252.60	35.70
	76	Salem Communications Corp. (68)	0	8	8	0%	211.80	14.90
	105	Intermix Media Inc. (127)	0	8	8	0%	79.00	0.00
	153	Rotonics Manufacturing Inc. (159)	0	8	8	0%	45.10	4.80
	128	Capstone Turbine Corp. (105)	0	6	6	0%		(17.00)
	179	Netsol Technologies Inc. (162)	0	8	8	0%	18.70	13.00
	159	Enova Systems Inc. (132)	0	6	6	0%	6.10	3.50
	194	CaminoSoft Corp. (184)	0	7	7	0%	2.60	1.30
Fortune 1000, rank 653	Fortune 1000 -- 664	Broadcom	2	7	9	22%	2,866.90	466.30
Fortune 1000, rank 862	39	Guitar Center Inc. (46)	0	9	9	0%	1,782.50	269.30

	24	International Rectifier Corp. (21)	0	7	7	0%	1,171.10	110.60
	33	UTI Worldwide Inc. (35)	0	7	7	0%		(773.80)
	73	American Reprographics Co.	0	7	7	0%	494.20	50.30
	78	California Pizza Kitchen Inc. (81)	0	8	8	0%	479.60	57.10
	54	Tekelec (41)	0	7	7	0%		(397.10)
	142	Emak Worldwide Inc. (125)	0	7	7	0%	223.40	(13.30)
	43	Kilroy Realty Corp. (49)	1	8	9	11%	241.70	22.20
	123	International Aluminum (111)	0	7	7	0%	280.80	67.80
	63	Digital Insight Corp. (61)	0	7	7	0%	214.00	25.10
	81	Diodes Inc. (87)	0	7	7	0%	214.80	29.10
	110	Learning Tree International Inc. (95)	0	7	7	0%	151.60	(0.50)
	165	Summa Industries Inc. (138)	0	7	7	0%	109.00	(7.40)
	90	Electro Rent Corp. (94)	0	7	7	0%	114.80	20.70
	118	Youbet.com Inc. (112)	0	8	8	0%	88.80	25.95
	147	Unico American Corp. (150)	0	7	7	0%	61.20	(0.70)

	100	Digital Theater Systems (76)	0	7	7	0%	75.30	13.90
	113	Thomas Properties Group	0	7	7	0%	69.30	11.50
	109	Optical Communication Products (93)	0	8	8	0%	56.00	(1.10)
	114	Napster Inc.	0	7	7	0%	94.70	48.00
	167	Sports Club Co. Inc. (152)	0	7	7	0%	56.20	11.90
	120	Foothill Independent Bancorp (109)	0	7	7	0%		(42.60)
	187	National Lampoon Inc. (187)	0	7	7	0%	3.70	1.80
	67	Tetra Tech Inc. (53)	0	7	7	0%	1,286.00	275.10
	77	Jakks Pacific Inc. (72)	0	7	7	0%	\$661.50	87.20
	137	Magnetek Inc. (97)	0	6	6	0%	242.40	(0.40)
	82	Anworth Mortgage Asset Corp. (73)	1	6	7	14%	281.90	118.90
	133	IMPCO Technologies Inc. (113)	0	6	6	0%		(118.30)
	155	Tag-it Pacific Inc. (123)	0	6	6	0%	47.30	(7.80)
	131	Staar Surgical Co. (108)	0	5	5	0%	51.30	(0.40)
	150	Qualstar Corp. (124)	0	6	6	0%	25.10	(6.40)

	192	Paula Financial (164)	0	6	6	0%	18.10	(0.60)
	85	Ares Capital Corp.	0	6	6	0%		(4.90)
	163	CytRx Corp. (143)	0	5	5	0%	0.20	(0.20)
	112	Cadiz Inc. (137)	0	6	6	0%	1.20	#VALUE!
	122	Clearant Inc.	0	5	5	0%		#VALUE!
	60	99 Cents Only Stores (44)	0	5	5	0%	972.20	0.00
	51	THQ Inc. (56)	0	6	6	0%	806.60	49.90
	34	VCA Antech Inc. (31)	0	5	5	0%	839.70	165.60
	87	Keystone Automotive Industries Inc. (78)	0	5	5	0%	628.30	70.60
	103	Arden Group Inc. (88)	0	5	5	0%	470.40	(32.50)
	52	K-Swiss Inc. (62)	0	5	5	0%	508.60	24.50
	190	Mercury Air Group Inc. (168)	0	5	5	0%	385.50	0.00
	41	Alexandria Real Estate Equities Inc. (43)	0	5	5	0%	244.10	64.40
	55	Valueclick Inc. (51)	0	5	5	0%	304.00	134.80
	175	Bell Industries Inc. (157)	0	5	5	0%	130.90	(13.10)
	141	Image Entertainment Inc. (126)	0	7	7	0%	111.90	(6.50)

	65	j2 Global Communications Inc. (67)	0	5	5	0%	143.90	37.60
	161	Natrol Inc. (146)	0	7	7	0%	67.50	(11.80)
	166	Point.360 (149)	0	5	5	0%	66.20	2.80
	146	Electronic Clearing House (131)	0	7	7	0%	55.50	7.90
	117	Peoplesupport Inc.	0	6	6	0%	62.10	17.60
	101	Iris International Inc. (117)	0	7	7	0%	62.80	19.10
	99	Cherokee Inc. (99)	0	5	5	0%		(38.90)
	145	Daily Journal Corp. (136)	0	5	5	0%	34.30	2.50
	189	Trio Tech International (172)	0	5	5	0%	25.70	6.50
	199	Dial Thru International Corp. (194)	0	5	5	0%	9.80	(3.60)
	191	Taitron Components (180)	0	5	5	0%	8.40	(1.00)
	197	Creative Computer Applications Inc. (189)	0	5	5	0%		(7.70)
	196	ArtistDirect Inc. (197)	0	5	5	0%	14.00	8.90
	198	CompuMed Inc. (193)	0	4	4	0%	2.30	0.40
Fortune 1000, rank 558	Fortune 1000 -- 493	Stater Bros. Holdings	0	4	4	0%	3,372.20	(332.70)
	148	PC Mall Inc. (101)	0	4	4	0%	997.20	(160.10)
	74	Skechers USA Inc. (74)	0	4	4	0%	1,013.10	92.80

	106	OSI Systems Inc. (90)	0	6	6	0%	452.70	205.60
	178	Primedex Health Systems Inc. (169)	0	5	5	0%	145.60	8.30
	50	Ixia (71)	0	4	4	0%	159.30	42.30
	93	Nara Bancorp Inc. (80)	0	4	4	0%	137.40	37.00
	181	Earl Scheib Inc. (171)	0	4	4	0%	48.50	0.70
	83	Stamps.com Inc. (98)	0	5	5	0%	61.90	23.80
	182	Neptune Society Inc. (181)	0	4	4	0%		(23.60)
	143	Peerless Systems Corp. (161)	0	4	4	0%	36.20	15.40
	171	Hi-Shear Technology Corp. (158)	0	4	4	0%	21.00	4.60
	158	Advanced Photonix Inc. (151)	0	5	5	0%	23.60	8.80
	138	Mossimo Inc. (128)	0	4	4	0%	31.00	29.20
	157	Arrowhead Research Corp. (116)	0	4	4	0%	0.60	0.40
	185	Cash Technologies Inc. (165)	0	4	4	0%	5.70	5.60
	32	Cogent Inc.	0	3	3	0%	159.90	72.20
	177	Santa Fe Financial Corp. (170)	0	3	3	0%	0.40	(8.50)
	200	Amexdrug Corp. (191)	0	3	3	0%	4.90	(1.60)

	186	Health Sciences Group Inc. (178)	0	3	3	0%	0.10	(3.20)
	126	Material Technologies Inc.	0	3	3	0%	0.10	0.00
	193	Universal Detection Technology (147)	0	3	3	0%	0.00	#VALUE!
Fortune 1000, rank 863		Quiksilver	0	8	8	0%	1,780.90	#VALUE!